



With trust and care we will grow and flourish

Year 5 Parents Information Booklet
Autumn Term 2020

At Pear Tree Junior School, we believe that learning is a two-way partnership, involving school and home. We hope this leaflet will answer some of your questions as your child learns in Year 5 and gives you some ideas of ways to help at home!

Inside this booklet you will see what your child is studying this half term. Please take time to read through and discuss this with your child.

Should you require any further information about the curriculum or any other queries please ask to speak to a member of staff

Teaching Staff

Class: Calke	Teacher: Mrs Elliott
Class: Chatsworth	Teacher: Miss Glenn
Class: Hardwick	Teacher: Mr Leek

Year 5 additional teaching staff

Miss Campbell
Mrs Anderton
Miss Zuzana
Mrs Mayat

Homework

Maths and SPAG homework will be given out each Friday and will be expected in the following Tuesday. Children who do not complete homework activities will complete them during their break times.

Knowledge Organisers

At Pear Tree we have introduced Knowledge Organisers (KOs) in class and as homework to help children to learn the essential knowledge they need for each topic they study. A Knowledge Organiser sets out in detail what we want children to know by heart by the end of the topic. We expect the majority of children to be able to recall all of the information on the KO by the end of the topic.

Reading

Your child will have a home school learning log and reading book, which will need to be taken home and returned to school every day. Your child should read at home every day and an adult will need to sign the learning log to show that your child has read. Reading diaries and logs will be checked every Friday.

PE Kits

Your child will need correct PE kit. As the weather gets colder, we will allow children to wear dark jogging bottoms. We will be doing PE on Friday. Please make sure your child comes to school in PE kit.

Please ensure your child is wearing the correct school uniform everyday. Make sure that all clothing is clearly labelled.

Websites to help

BBC Bitesize Bug Club
Times Tables Rock Stars

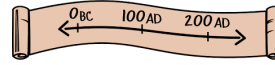
Science

To look at forces used during World War II
Friction, air resistance, gravity.



History

To look at how World War II started, who was involved and how children were affected during the war.



Geography

Look at countries involved in the war –who were axes and allies?



Shared Reading

Good night Mr Tom by
Michelle Magorian

Rose Blanche by Roberto
Innocenti



Enrichment

World War II day as a launch –using
Hope and glory film. What was it
like at school during the war?



Outcome

To invite Year 6 to a Year group assembly
celebrating all we have learnt
about the war.



Maths

The 4 operations:
Place value,
addition, subtraction,
multiplication, division,
multiples and factors.



Writing Opportunities

To produce an information
text about the war.

To write a postcard as an
evacuee during the war.



Key Text



Year 5 Autumn

Key Question/Topic Why did WWII begin?

PSHE

Celebrating differences – how are we all
different but work as a team?



Learning Together

To contribute and enjoy
a film workshop about
WWII with Mr Pepper.



Music

War time
songs and
music



Computing

E safety

To use a variety of
software to create
an end of term
assembly on line



Art/DT

The blitz pictures
using collage and oil
pastels



PE

Netball –playing a
variety of mini team
games.



Languages

French – Greetings
and learning to say
your name, age and
where you are
from in French.



RE

Celebrating
differences in
religions celebrated
in school.

